

Mobile App – Your Profile

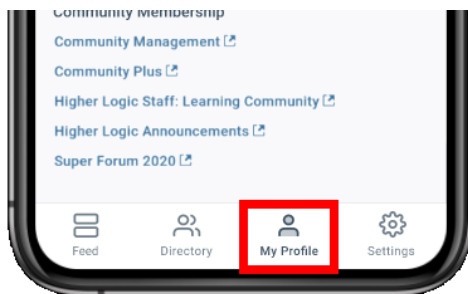
Last Modified on 09/29/2021 11:26 am EDT

Much like Facebook or LinkedIn, your Community account includes a profile, where you can perform a number of actions like:

- viewing your profile information,
- updating your profile picture,
- configuring privacy settings and email preferences,
- and more.

View your profile

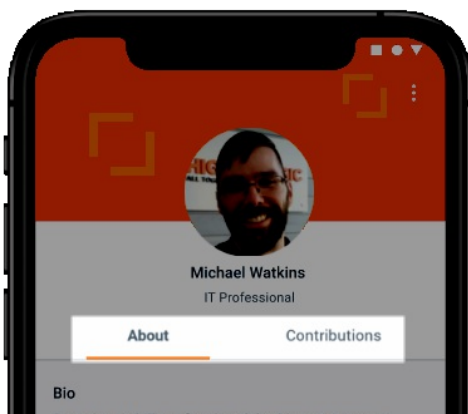
Tap the **My Profile** icon at the bottom of the screen.



The mobile profile experience

The profile actions you can perform within the mobile app are limited to:

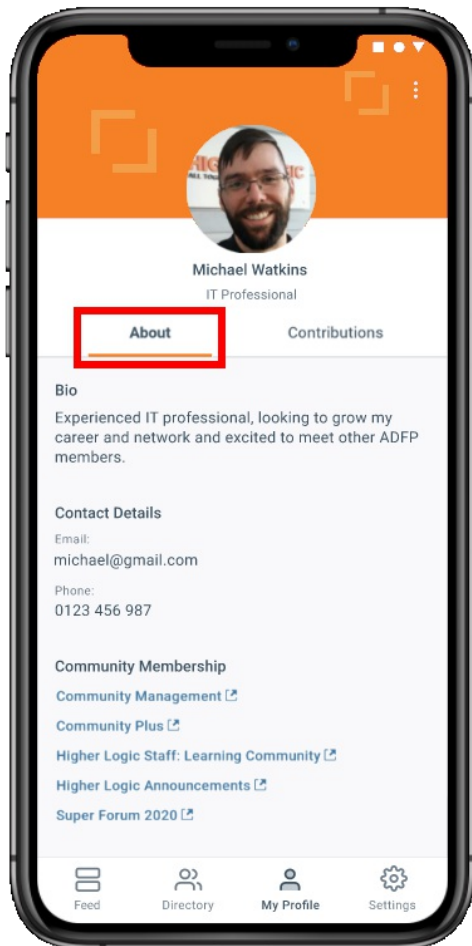
1. Viewing your **profile information** on the **About** tab
2. Viewing the **content you've contributed** to the community on the **Contributions** tab



About tab

Your profile's **About** tab displays the information you've shared about yourself, like your **bio** and **contact information**. In addition, it lists all of the communities to which you're a member, making it an excellent way to see what communities you're a member of

NOTE: Refer to the **Edit your profile** section below to learn about this process in the mobile app.



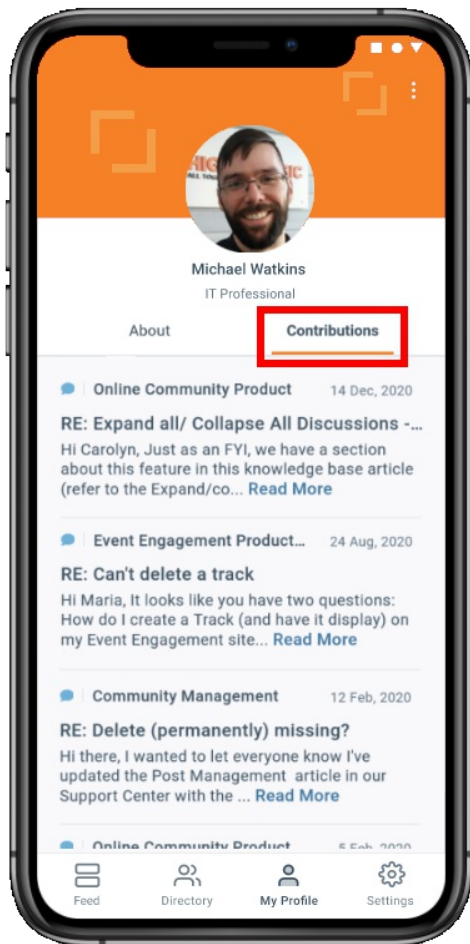
Contributions tab

The **Contributions** tab shows all of the content you've contributed across your community site in a single, scrollable list.

- Only a portion of your contributions will load at a time; additional content will automatically load each time you scroll to the bottom of the list.

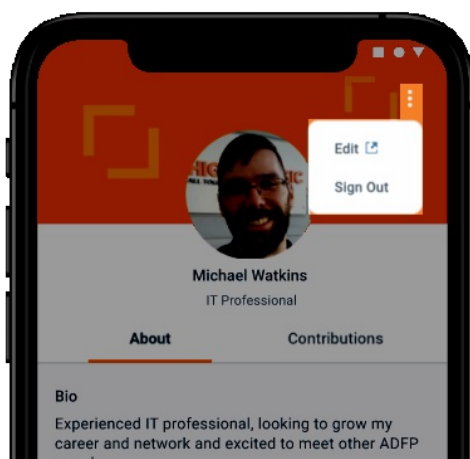
Tap a piece of content to view it.

- Discussions, questions, and library entries are viewed *directly in the app*.
- Conversely, announcements and blogs are *listed as external links*.



Edit your profile

It's not possible to edit your profile information and settings within the mobile app; however, tap the **vertical ellipsis** to view a menu with an **Edit** option. Tap this *external link* to navigate to your full Higher Logic community site to manage your profile.



NOTE: See [this article](#) to learn everything you need to know about managing your profile.

